Cooper Lighting Solutions Photometric Lab
1121 Highway 74 South
Peachtree City, GA 30269

Scaled data based on original data using

LM-79-2019 Approved Method: Electrical and Photometric Measurements of Solid-State Lighting Products

Test Report Prepared for

Cooper Lighting Solutions

Brand: IRiS

Report Number: P1248896

Luminaire Tested: P3A09R409027DE010 E3CB1MMS

Issue Date: 1/30/2026

Test Information

Test Method:	LM-79-2019
Report Number:	P1248896
	TEST IS SCALED FROM IESNA LM-79-08 TEST DATA (G1-2601-647-24)
Test Lab:	INNOVATION CENTER
Issue Date:	1/30/2026
Manufacturer:	COOPER LIGHTING SOLUTIONS
Product Line:	IRiS
Catalog Number:	P3A09R409027DE010 E3CB1MMS
Description:	3in Adjustable LED luminaire with, R40 optic, 2700K CCT AND, 90CRI , E3CB1MMS TRIM
Light Source:	-
Ballast/Driver:	-

Summary

Lumens per Lamp:	N/A
Luminaire Lumens:	960.0 lumens
Efficiency:	N/A
Efficacy:	86.5 lumens/watt
Spacing Criteria (0/90/45):	0.69 / 0.69 / 0.59
Luminous Opening:	Circular (Dia: 0.25' x H: 0')
CIE Type:	Direct
Input Watts (W):	11.1
Input Voltage (V):	NR
Input Current (Ain):	NR
Voltage Rise (V):	NR
Power Factor:	NR
Total Harmonic Distortion (THDi):	NR
Frequency (hertz):	60
Stabilization Time:	NR
Operation Time:	NR
Ambient Temperature (°C):	NR
Test Distance:	24 FT

TEST NUMBER: P1248896
CATALOG NUMBER: P3A09R409027DE010 E3CB1MMS

Luminous Intensity Polar Plot

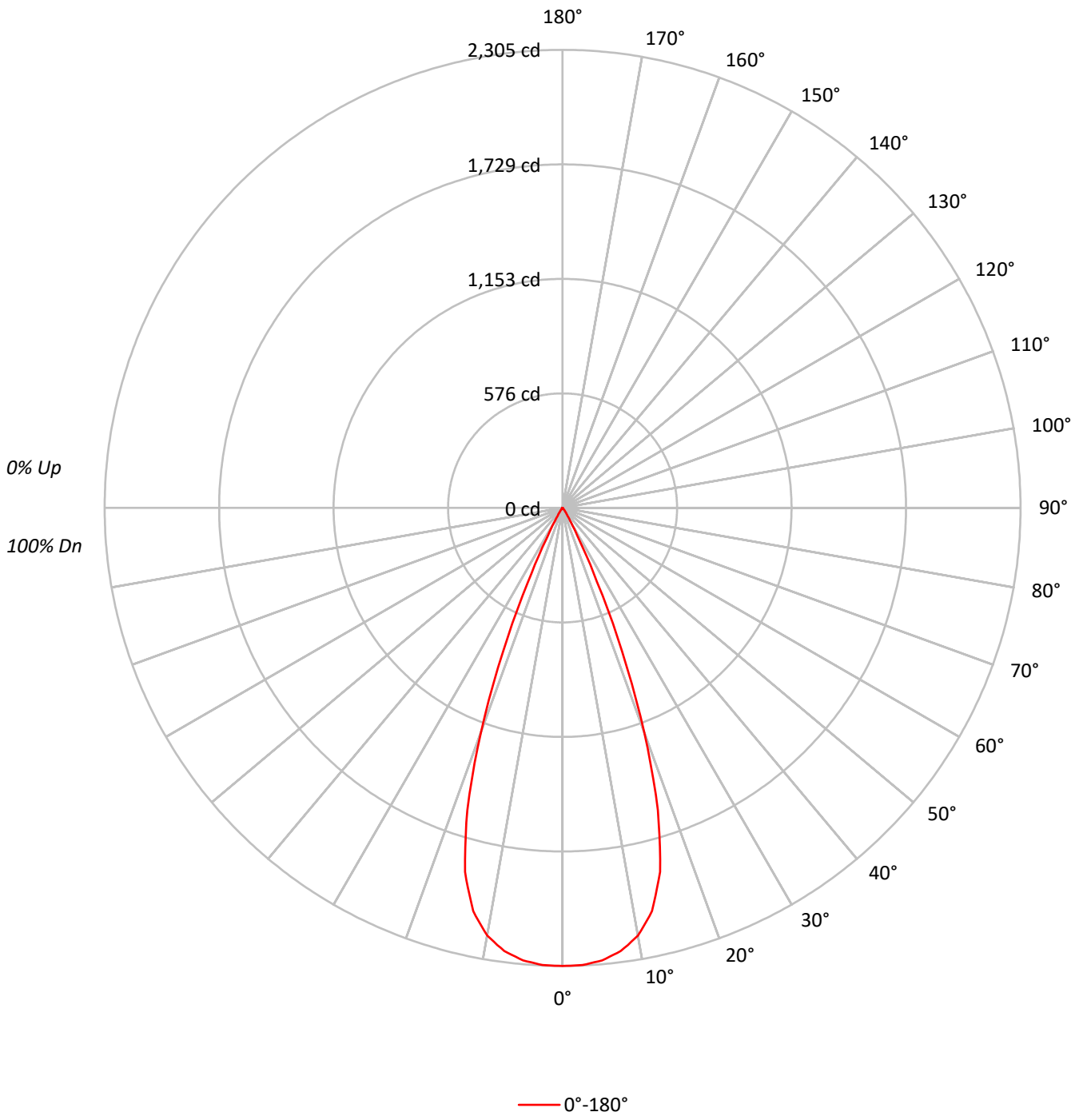

Cooper Lighting Solutions Photometric Lab
1121 Highway 74 South
Peachtree City, GA 30269

Scaled Data Report

TEST NUMBER: P1248896
CATALOG NUMBER: P3A09R409027DE010 E3CB1MMS

COEFFICIENT OF UTILIZATION - ZONAL CAVITY METHOD:

RF	20				20				20			20			20			20
RC	80				70				50			30			10			0
RW	70	50	30	10	70	50	30	10	50	30	10	50	30	10	50	30	10	0
RCR																		
0	119	119	119	119	116	116	116	116	111	111	111	106	106	106	102	102	102	100
1	115	112	110	109	112	110	109	107	106	105	104	103	102	101	99	98	98	96
2	111	107	104	101	109	105	102	100	102	100	98	99	97	96	96	95	94	92
3	107	102	98	95	105	100	97	94	98	95	93	96	93	91	94	92	90	89
4	103	97	93	90	102	96	92	89	94	91	88	92	90	87	91	88	86	85
5	100	93	89	86	98	92	88	85	91	87	85	89	86	84	88	85	83	82
6	96	90	85	82	95	89	85	82	88	84	81	86	83	81	85	82	80	79
7	93	86	82	79	92	86	81	78	85	81	78	83	80	78	82	79	77	76
8	90	83	79	76	89	83	78	75	82	78	75	81	77	75	80	77	75	73
9	87	80	76	73	87	80	76	73	79	75	72	78	75	72	77	74	72	71
10	85	77	73	70	84	77	73	70	76	73	70	76	72	70	75	72	70	69

AVERAGE LUMINANCE (cd/sqm):

	0°
0°	505464
5°	503036
10°	486631
15°	430559
20°	280911
25°	99514
30°	21092
35°	6960
40°	2548
45°	837
50°	682
55°	765
60°	614
65°	726
70°	449
75°	593
80°	884
85°	0

MAXIMUM LUMINANCE 45°-90°:

Horizontal Angle: 0°
Vertical Angle: 82.5°
Luminance: 1176 cd/sqm

Cooper Lighting Solutions Photometric Lab
1121 Highway 74 South
Peachtree City, GA 30269

Scaled Data Report

TEST NUMBER: P1248896
CATALOG NUMBER: P3A09R409027DE010 E3CB1MMS

ZONAL LUMENS:

Zone	Lumens	% Fixture
0°-10°	215.0	22.4
10°-20°	500.8	52.2
20°-30°	217.3	22.6
30°-40°	20.0	2.1
40°-50°	2.8	0.3
50°-60°	1.7	0.2
60°-70°	1.3	0.1
70°-80°	0.7	0.1
80°-90°	0.3	0.0
90°-100°	0.0	0.0
100°-110°	0.0	0.0
110°-120°	0.0	0.0
120°-130°	0.0	0.0
130°-140°	0.0	0.0
140°-150°	0.0	0.0
150°-160°	0.0	0.0
160°-170°	0.0	0.0
170°-180°	0.0	0.0
0°-30°	933.1	97.2
0°-40°	953.1	99.3
0°-60°	957.7	99.8
0°-90°	960.0	100.0
90°-120°	0.0	0.0
90°-150°	0.0	0.0
90°-180°	0.0	0.0
0°-180°	960.0	100.0

CANDELA DISTRIBUTION:

	0°	Flux
0°	2305	
5°	2285	215
15°	1897	501
25°	411	217
35°	26	20
45°	3	3
55°	2	2
65°	1	1
75°	1	1
85°	0	0
90°	0	

TEST NUMBER: P1248896
CATALOG NUMBER: P3A09R409027DE010 E3CB1MMS

CANDELA DISTRIBUTION (FULL):

	0°
0°	2305.1
2.5°	2302.4
5°	2285.3
7.5°	2249.1
10°	2185.5
12.5°	2078.3
15°	1896.6
17.5°	1595.3
20°	1203.8
22.5°	781.6
25°	411.3
27.5°	176.9
30°	83.3
32.5°	45.1
35°	26.0
37.5°	15.7
40°	8.9
42.5°	4.8
45°	2.7
47.5°	2.0
50°	2.0
52.5°	2.0
55°	2.0
57.5°	2.0
60°	1.4
62.5°	1.4
65°	1.4
67.5°	1.4
70°	0.7
72.5°	0.7
75°	0.7
77.5°	0.7
80°	0.7
82.5°	0.7
85°	0.0
87.5°	0.0
90°	0.0

Cooper Lighting Solutions Photometric Lab
1121 Highway 74 South
Peachtree City, GA 30269

LM-79-2019: Approved Method: Electrical and Photometric Measurements of Solid-State Lighting Products

Report Prepared for

Cooper Lighting Solutions

IRiS

Report Number: SP1-2504-409-27

Test Date: 05/16/2025

Luminaire Tested: LD3A13R159027D010 E3D1H

Data in this report applies to families of products including LD3A

Report Generated By FNC07603 / LDUCLS01DT446
Version: v7.05

Test Information

Test Method:	LM-79-2019
Report Number:	SP1-2504-409-27
Test Lab:	COOPER LIGHTING SOLUTIONS
Photometer:	SP1 - 76IN SPHERE
Measurement Geometry:	4π
Issue Date:	01/06/2026
Manufacturer:	COOPER LIGHTING SOLUTIONS
Product Line:	IRiS
Catalog Number:	**LD3A13R159027D010 E3D1H**
Description:	3in Adjustabled LED luminaire with, R15 optic, 2700K CCT AND, 90CRI LEDS, E3D1H TRIM

Spectral Parameters

CCT (K):	2707	CRI (Ra):		92.2			
CIE u':	0.2622	R1:		93.3	R9:		50.2
CIE v':	0.5275	R2:		98.1	R10:		95.3
Duv:	0.0002	R3:		97.1	R11:		96.2
CIE x:	0.4597	R4:		93.2	R12:		85.7
CIE y:	0.4111	R5:		93.7	R13:		94.9
CIE z:	0.1292	R6:		97.0	R14:		99.3
Peak Wavelength (nm):	618	R7:		88.8	R15:		87.0
Dominant Wavelength (nm):	584	R8:		76.6			
Purity:	61.37764						

Rf:	91.2
Rg:	97.1

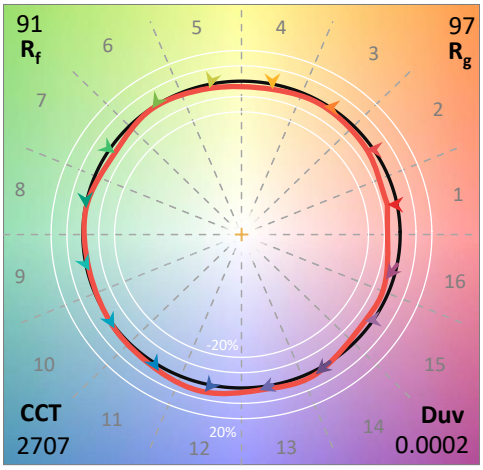

Test Conditions

Stabilization Time:	48M
Operation Time:	1H 48M
Sphere Temperature (°C):	25.0

Measurement and Test Equipment			
Instrument	Identification Number	Calibration Date	Calibration Due Date
Photometer	76INCH SPHERE IN0058	12/16/2024	6/16/2025
Power Meter	XITRON INXT2011004	1/21/2025	1/21/2026
AC Power Source	CHROMA 61603 IN0063	10/22/2024	10/22/2025
DC Power Source	AGILENT E3634A IN0208	10/22/2024	10/22/2025
Sphere Thermometer	ONSET IN0085	10/22/2024	10/22/2025
Room Thermometer	ONSET IN0046	10/22/2024	10/22/2025

REPORT NUMBER: SP1-2504-409-27

CIE 1931 Chromaticity Diagram

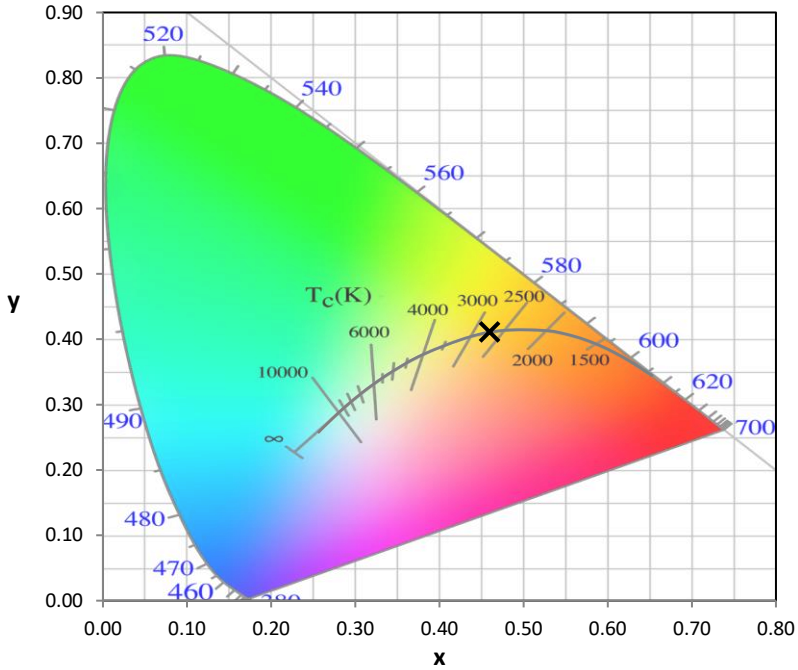

CIE 1931 Chromaticity Diagram with 2017 ANSI 7-Step and 4-Step Quadrangles

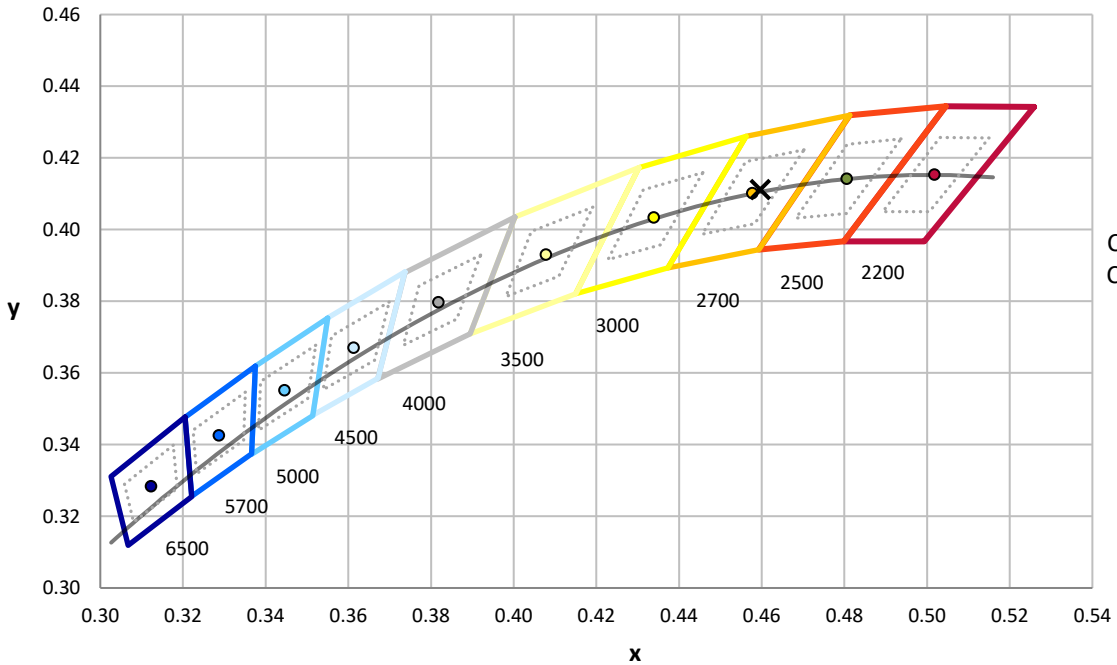

CCT = 2707K
CIE x = 0.4597
CIE y = 0.4111
Duv = 0.0002

Point lies inside the ANSI 2700K 4-step quadrangle

REPORT NUMBER: SP1-2504-409-27

Photopic Flux vs. Wavelength

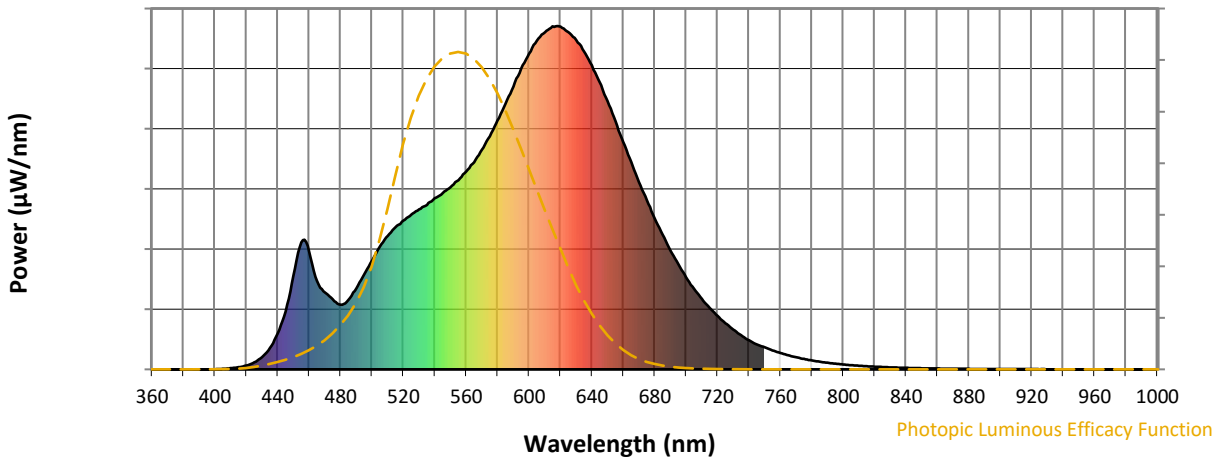

Photopic Lumens: NR

λ (nm)	Power W^/nm	Lumens (ϕ/nm)	λ (nm)	Power W^/nm	Lumens (ϕ/nm)	λ (nm)	Power W^/nm	Lumens (ϕ/nm)	λ (nm)	Power W^/nm	Lumens (ϕ/nm)	λ (nm)	Power W^/nm	Lumens (ϕ/nm)
360	0	NR	490	236	NR	620	998	NR	750	64	NR	880	1	NR
365	0	NR	495	276	NR	625	983	NR	755	55	NR	885	1	NR
370	0	NR	500	317	NR	630	960	NR	760	48	NR	890	1	NR
375	0	NR	505	357	NR	635	927	NR	765	41	NR	895	1	NR
380	0	NR	510	389	NR	640	885	NR	770	35	NR	900	1	NR
385	0	NR	515	414	NR	645	836	NR	775	30	NR	905	1	NR
390	0	NR	520	434	NR	650	781	NR	780	26	NR	910	1	NR
395	0	NR	525	450	NR	655	723	NR	785	22	NR	915	1	NR
400	1	NR	530	466	NR	660	662	NR	790	19	NR	920	1	NR
405	2	NR	535	480	NR	665	604	NR	795	16	NR	925	0	NR
410	3	NR	540	498	NR	670	546	NR	800	14	NR	930	0	NR
415	6	NR	545	514	NR	675	492	NR	805	12	NR	935	0	NR
420	11	NR	550	530	NR	680	440	NR	810	10	NR	940	0	NR
425	20	NR	555	551	NR	685	393	NR	815	9	NR	945	0	NR
430	35	NR	560	577	NR	690	347	NR	820	8	NR	950	0	NR
435	62	NR	565	604	NR	695	306	NR	825	7	NR	955	0	NR
440	104	NR	570	640	NR	700	268	NR	830	6	NR	960	0	NR
445	168	NR	575	679	NR	705	235	NR	835	5	NR	965	0	NR
450	272	NR	580	726	NR	710	205	NR	840	4	NR	970	0	NR
455	370	NR	585	774	NR	715	179	NR	845	4	NR	975	0	NR
460	344	NR	590	824	NR	720	156	NR	850	3	NR	980	0	NR
465	257	NR	595	877	NR	725	134	NR	855	3	NR	985	0	NR
470	224	NR	600	920	NR	730	116	NR	860	2	NR	990	0	NR
475	204	NR	605	957	NR	735	100	NR	865	2	NR	995	0	NR
480	188	NR	610	982	NR	740	85	NR	870	2	NR	1000	0	NR
485	202	NR	615	999	NR	745	73	NR	875	2	NR			

REPORT NUMBER: SP1-2504-409-27

Scotopic Flux vs. Wavelength

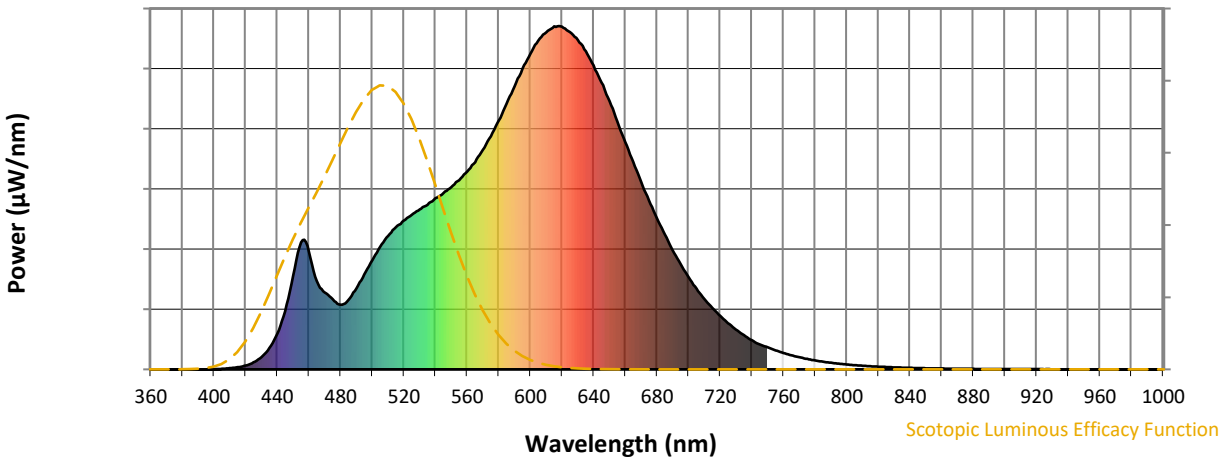

Scotopic Lumens: NR **S/P: 1.31**

λ (nm)	Power W^/nm	Lumens (ϕ/nm)	λ (nm)	Power W^/nm	Lumens (ϕ/nm)	λ (nm)	Power W^/nm	Lumens (ϕ/nm)	λ (nm)	Power W^/nm	Lumens (ϕ/nm)	λ (nm)	Power W^/nm	Lumens (ϕ/nm)
360	0	NR	490	236	NR	620	998	NR	750	64	NR	880	1	NR
365	0	NR	495	276	NR	625	983	NR	755	55	NR	885	1	NR
370	0	NR	500	317	NR	630	960	NR	760	48	NR	890	1	NR
375	0	NR	505	357	NR	635	927	NR	765	41	NR	895	1	NR
380	0	NR	510	389	NR	640	885	NR	770	35	NR	900	1	NR
385	0	NR	515	414	NR	645	836	NR	775	30	NR	905	1	NR
390	0	NR	520	434	NR	650	781	NR	780	26	NR	910	1	NR
395	0	NR	525	450	NR	655	723	NR	785	22	NR	915	1	NR
400	1	NR	530	466	NR	660	662	NR	790	19	NR	920	1	NR
405	2	NR	535	480	NR	665	604	NR	795	16	NR	925	0	NR
410	3	NR	540	498	NR	670	546	NR	800	14	NR	930	0	NR
415	6	NR	545	514	NR	675	492	NR	805	12	NR	935	0	NR
420	11	NR	550	530	NR	680	440	NR	810	10	NR	940	0	NR
425	20	NR	555	551	NR	685	393	NR	815	9	NR	945	0	NR
430	35	NR	560	577	NR	690	347	NR	820	8	NR	950	0	NR
435	62	NR	565	604	NR	695	306	NR	825	7	NR	955	0	NR
440	104	NR	570	640	NR	700	268	NR	830	6	NR	960	0	NR
445	168	NR	575	679	NR	705	235	NR	835	5	NR	965	0	NR
450	272	NR	580	726	NR	710	205	NR	840	4	NR	970	0	NR
455	370	NR	585	774	NR	715	179	NR	845	4	NR	975	0	NR
460	344	NR	590	824	NR	720	156	NR	850	3	NR	980	0	NR
465	257	NR	595	877	NR	725	134	NR	855	3	NR	985	0	NR
470	224	NR	600	920	NR	730	116	NR	860	2	NR	990	0	NR
475	204	NR	605	957	NR	735	100	NR	865	2	NR	995	0	NR
480	188	NR	610	982	NR	740	85	NR	870	2	NR	1000	0	NR
485	202	NR	615	999	NR	745	73	NR	875	2	NR			

REPORT NUMBER: SP1-2504-409-27

Melanopic Flux vs. Wavelength

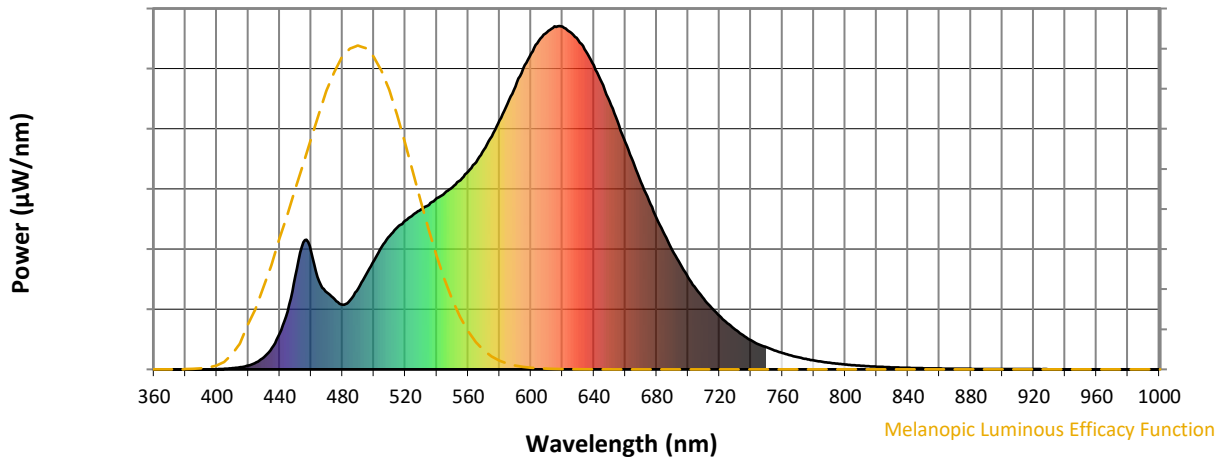

Melanopic Lumens: NR **M/P: 2.5**

λ (nm)	Power W^/nm	Lumens (ϕ/nm)	λ (nm)	Power W^/nm	Lumens (ϕ/nm)	λ (nm)	Power W^/nm	Lumens (ϕ/nm)	λ (nm)	Power W^/nm	Lumens (ϕ/nm)	λ (nm)	Power W^/nm	Lumens (ϕ/nm)
360	0	NR	490	236	NR	620	998	NR	750	64	NR	880	1	NR
365	0	NR	495	276	NR	625	983	NR	755	55	NR	885	1	NR
370	0	NR	500	317	NR	630	960	NR	760	48	NR	890	1	NR
375	0	NR	505	357	NR	635	927	NR	765	41	NR	895	1	NR
380	0	NR	510	389	NR	640	885	NR	770	35	NR	900	1	NR
385	0	NR	515	414	NR	645	836	NR	775	30	NR	905	1	NR
390	0	NR	520	434	NR	650	781	NR	780	26	NR	910	1	NR
395	0	NR	525	450	NR	655	723	NR	785	22	NR	915	1	NR
400	1	NR	530	466	NR	660	662	NR	790	19	NR	920	1	NR
405	2	NR	535	480	NR	665	604	NR	795	16	NR	925	0	NR
410	3	NR	540	498	NR	670	546	NR	800	14	NR	930	0	NR
415	6	NR	545	514	NR	675	492	NR	805	12	NR	935	0	NR
420	11	NR	550	530	NR	680	440	NR	810	10	NR	940	0	NR
425	20	NR	555	551	NR	685	393	NR	815	9	NR	945	0	NR
430	35	NR	560	577	NR	690	347	NR	820	8	NR	950	0	NR
435	62	NR	565	604	NR	695	306	NR	825	7	NR	955	0	NR
440	104	NR	570	640	NR	700	268	NR	830	6	NR	960	0	NR
445	168	NR	575	679	NR	705	235	NR	835	5	NR	965	0	NR
450	272	NR	580	726	NR	710	205	NR	840	4	NR	970	0	NR
455	370	NR	585	774	NR	715	179	NR	845	4	NR	975	0	NR
460	344	NR	590	824	NR	720	156	NR	850	3	NR	980	0	NR
465	257	NR	595	877	NR	725	134	NR	855	3	NR	985	0	NR
470	224	NR	600	920	NR	730	116	NR	860	2	NR	990	0	NR
475	204	NR	605	957	NR	735	100	NR	865	2	NR	995	0	NR
480	188	NR	610	982	NR	740	85	NR	870	2	NR	1000	0	NR
485	202	NR	615	999	NR	745	73	NR	875	2	NR			

REPORT NUMBER: SP1-2504-409-27

TM-30-18

Summary

R_f = 91.2
R_g = 97.1
CIE R_a = 92.2
R_9 = 50.2

Spectral Power Distribution Comparison

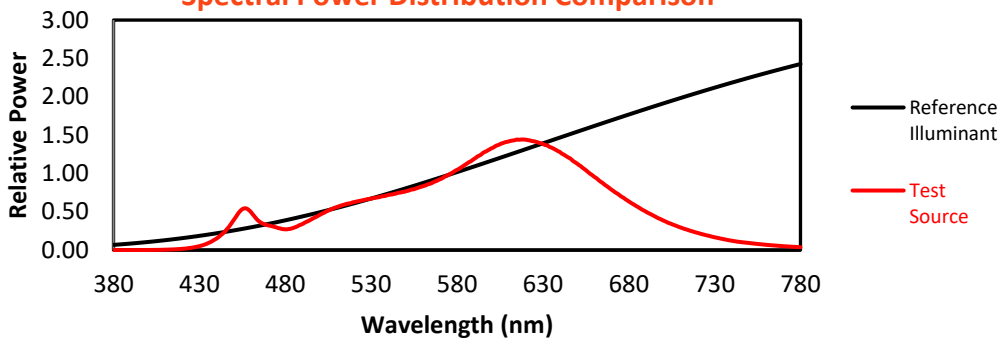

Color Vector Graphics

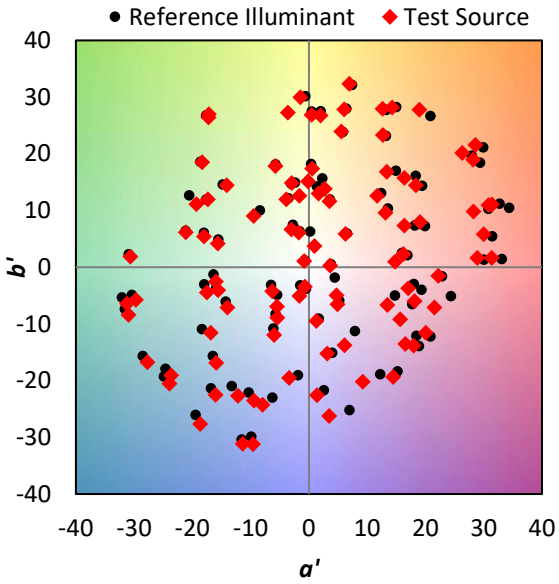

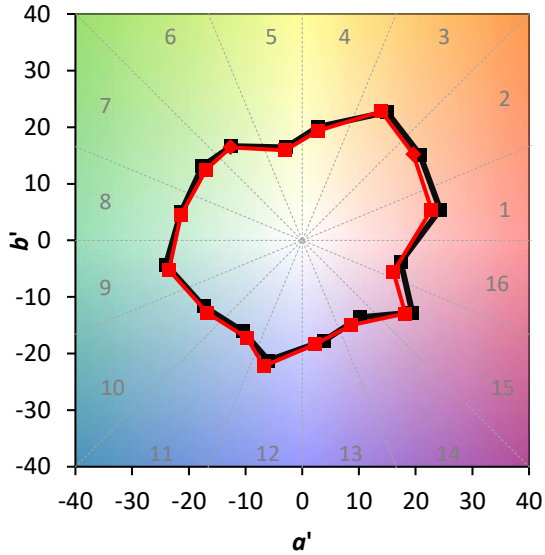

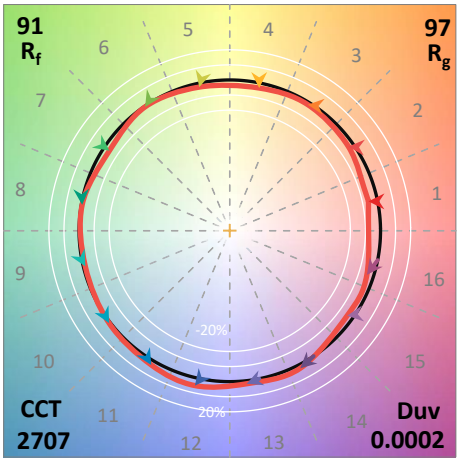

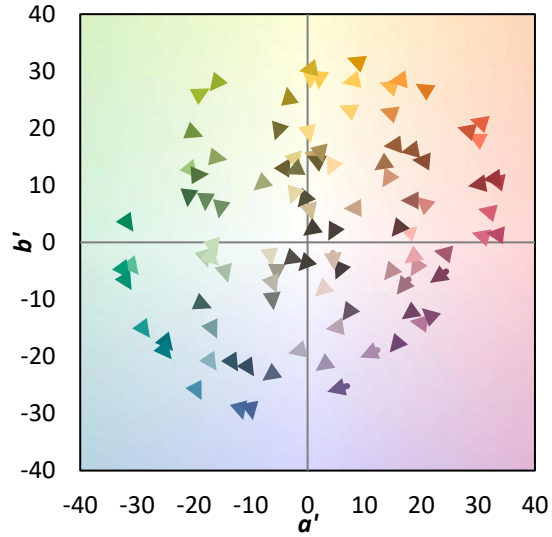

Individual Sample Fidelity Index ($R_{f,i}$)

CES01 = 86	CES26 = 97	CES51 = 95	CES76 = 94
CES02 = 64	CES27 = 91	CES52 = 98	CES77 = 85
CES03 = 32	CES28 = 99	CES53 = 96	CES78 = 91
CES04 = 71	CES29 = 95	CES54 = 91	CES79 = 89
CES05 = 51	CES30 = 88	CES55 = 90	CES80 = 90
CES06 = 52	CES31 = 96	CES56 = 93	CES81 = 75
CES07 = 44	CES32 = 94	CES57 = 91	CES82 = 96
CES08 = 43	CES33 = 94	CES58 = 92	CES83 = 94
CES09 = 29	CES34 = 99	CES59 = 97	CES84 = 95
CES10 = 77	CES35 = 99	CES60 = 93	CES85 = 79
CES11 = 59	CES36 = 82	CES61 = 93	CES86 = 77
CES12 = 66	CES37 = 98	CES62 = 86	CES87 = 91
CES13 = 44	CES38 = 84	CES63 = 94	CES88 = 93
CES14 = 74	CES39 = 98	CES64 = 91	CES89 = 84
CES15 = 72	CES40 = 97	CES65 = 89	CES90 = 93
CES16 = 48	CES41 = 94	CES66 = 90	CES91 = 79
CES17 = 50	CES42 = 99	CES67 = 89	CES92 = 77
CES18 = 57	CES43 = 97	CES68 = 91	CES93 = 86
CES19 = 72	CES44 = 99	CES69 = 93	CES94 = 76
CES20 = 68	CES45 = 98	CES70 = 91	CES95 = 84
CES21 = 87	CES46 = 96	CES71 = 87	CES96 = 91
CES22 = 79	CES47 = 90	CES72 = 96	CES97 = 95
CES23 = 92	CES48 = 87	CES73 = 88	CES98 = 92
CES24 = 91	CES49 = 98	CES74 = 88	CES99 = 88
CES25 = 72	CES50 = 96	CES75 = 89	

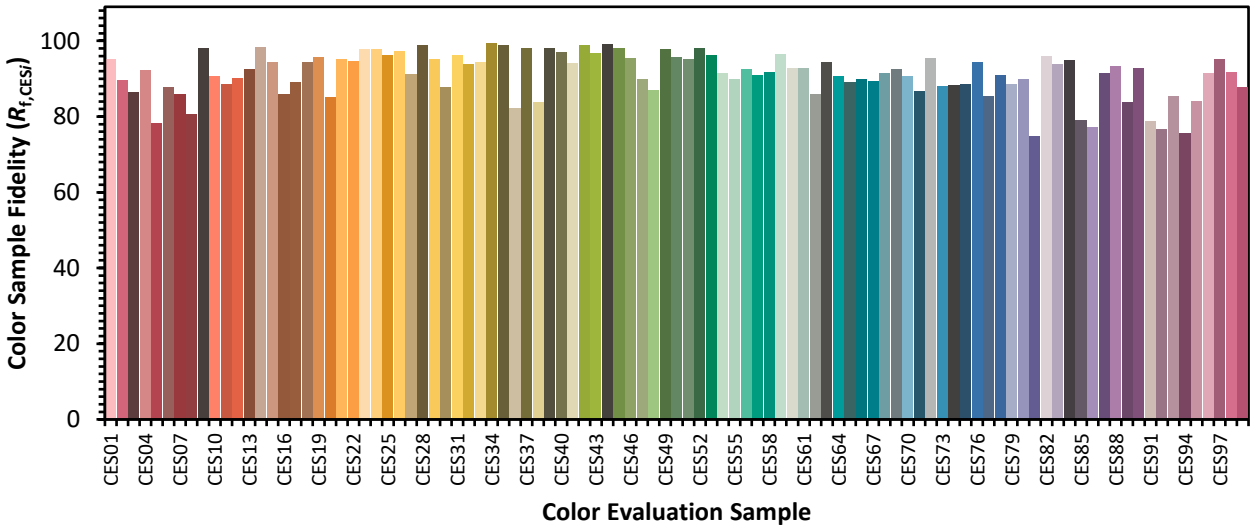

Color Rendition by Hue-Angle Bin

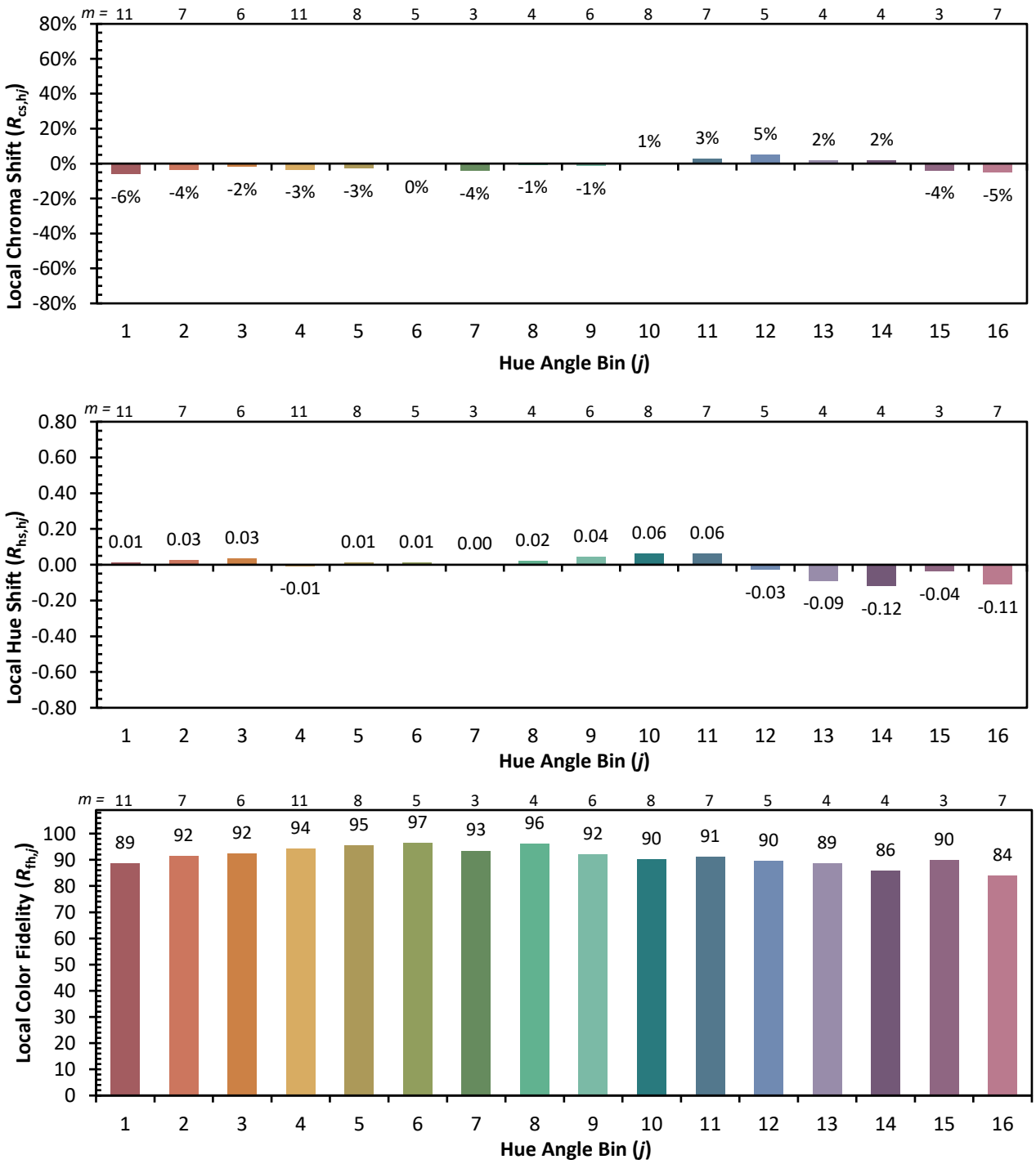

Measure Comparisons

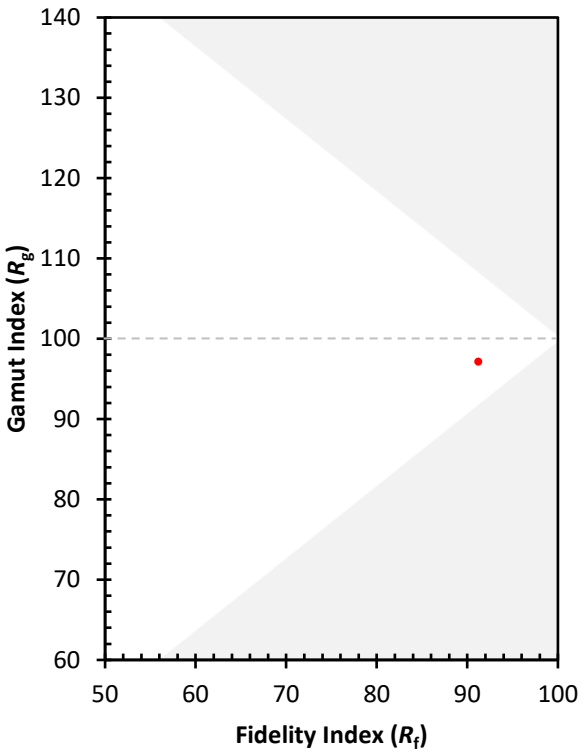

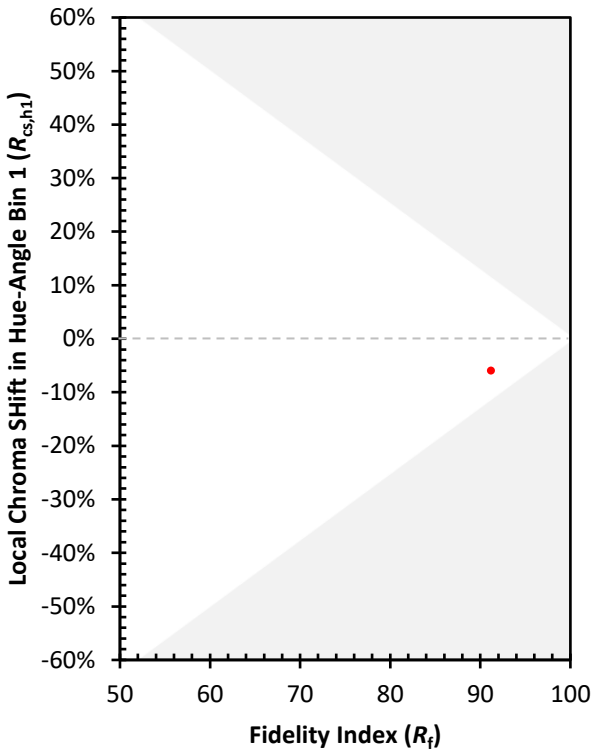

(END OF REPORT)